

Smart Start in Language Arts

Home Education Edition

1. Reading

- *decoding skills
 - phonics
 - sight words
- *fluency
- *comprehension

2. Spelling

3. Writing

- *printing
- *sentence writing
- *strong verbs
- *varying sentence starters
- *punctuation and capitalization skills
- *story writing



Grade One Workbook Sample Pages:


1. Alphabet Lesson
2. Grade One Language Arts Lesson

Grade Two Workbook Sample Pages:

1. Grade Two Language Arts Lesson

Smart Start in Language Arts

Home Education Edition



Grade One Workbook
Reproducible for ONE Family

Grade One Smart Start Program Overview

1. Alphabet Mastery

*Fifteen Instructional Days

2. Smart Start Reading Instruction

*One Hundred Eleven Language Arts Instructional Days

*decoding with phonics & comprehension

*sight word book

*printing

*story time

*spelling

*sentence writing

3. Two Story Writing Projects

*Six Instructional Days

*The Loose Tooth

*The Snowy Day

4. Library Trips

*7 Instructional Days

Total Number of School Days to Complete Grade One: 139





Table of Contents

Part I	Grade One Smart Start Program Overview	7
Part II	Building Blocks for Reading: The Alphabet	9
Part III	Smart Start Reading Instruction: Six Daily Parts	53
	Long Range Plans	54
	Lesson Materials	59
	Reading Lessons: Phonics, Color Words & Sight Words	62
	Phonics for Days 1-33: short vowels, consonants, ee, ow (2 sounds), ck, or, ur, wh, qu, sh, th, ch	
	Repeated Reading Sight Word Book Begins	65
	Spelling Begins	78
	Sentence Writing Begins	95
	Using a Hand Puppet to Teach Decoding	209
	Decoding Practice Begins (sounding out new words)	210
	Consonant Blends	211
	Story Writing: The Loose Tooth	314
	Long Vowel with Silent e (Bumper Words)	325
	Compound Words	329
	Classroom Library	352
	Word Families	356
	Ghost Words (gh)	356
	Copycat Y at the end of One Beat Words	387
	Preposition Practice & Color Word Review Begins	372
	Copycat Y at the end of Two Beat Words	394
	Long Vowels with 2 vowels together (Mouse Words)	437
	Story Writing: The Snowy Day	490
	Scary Word Keys: ue, oo, ui, ew	503
	R-controlled Word Keys: or, ur, er, ir, ar	525

What does Reading Involve?



• Decoding

• Syntax

- The proper way a language is spoken (grammar)

• Phonics

- Grasp of letters, sounds, and words

• Sight Words

- Most commonly used words in English forming
• 60% to 70% of most written texts

• Comprehension

Pragmatic

- Represents background knowledge which enables learners to build their understanding by connecting new ideas to prior learning.

• Semantic

- Represents the ability to connect facts together in order to create meaning such as constructing main ideas.



How Do We Begin?


Reading instruction requires children to combine letters to form words. Many children enter first grade without solidly knowing their upper and lower case alphabet letters and without knowing letter sounds. The first **Smart Start** activities are designed to help your child master his letters and sounds. Proficiency is critical prior to beginning formal reading lessons.

Alphabet Daily Lesson Parts:

1. I Spy Alphabet Game on DVD introduces 2 letters per day.
2. Alphabet Card Game practices letters & sounds introduced
3. Story Time: parent reads picture books to the child
(books are borrowed from the library)
4. Printing Instruction and Letter Sound Practice

Materials Required:

1. One set of laminated alphabet cards (photocopy alphabet cards on following pages & have them laminated at a store such as Staples).
2. Pencil and eraser
3. Computer to show DVD on.



Building Blocks to Reading The Alphabet in 15 School Days

Instructions:

1. Photocopy alphabet cards on the next few pages.
2. Cut them up, and glue down on card stock.
3. Laminate one set of alphabet cards for each student.

Day 1 Aa Zz	Day 2 Bb Yy	Day 3 Cc Xx	Day 4 Dd Ww	Day 5 Ee Vv
Day 6 Ff Uu	Day 7 Gg Tt	Day 8 Hh Ss	Day 9 Ii Rr	Day 10 Jj Qq
Day 11 Kk Pp	Day 12 L l Oo	Day 13 Mm Nn	Day 14 Review	Day 15 Review


Alphabet Day 1: Letters A & Z

See Teacher's Manual for Lesson Plan Instructions.

1. Play **Alphabet I Spy Game** using A & Z photograph on DVD.





2. Play the **Alphabet Card Game**.



The 4 cards in today's deck are:

A a Z z

3. **Story Time:** Curious George by Margret & H.A. Rey
Listen to the story and discuss.



4. **Printing Instruction and Letter/Sound Practice**

*complete this on next page.



Alphabet Day 1: Letters of the Day A & Z



Name _____

NOTE: Different shapes indicate where to start printing on a line.

Circle Letters of the Day:

Aa Bb Cc Dd Ee Ff Gg Hh Ii Jj Kk Ll Mm
Nn Oo Pp Qq Rr Ss Tt Uu Vv Ww Xx Yy Zz










INSTRUCTIONS: Print the letters (upper or lower case) dictated by the teacher in each box. Some letters may be repeated.



Smart Start Reading Instruction

Days 1 to 35

Day 1 Phonics: ee Sight Word: see Color Word: green	Day 2 Phonics: e Sight Word: I Color Word: red	Day 3 Phonics: ow Sight Word: can Color Word: brown	Day 4 Phonics: ck Sight Word: the Color Word: black	Day 5 Phonics: ow Sight Word: me Color Word: yellow	Day 6 Phonics: ue Sight Word: play Color Word: blue	Day 7 Phonics: or Sight Word: like Color Word: orange
Day 8 Phonics: ur/r Sight Word: and Color Word: purple	Day 9 Phonics: wh/w Sight Word: work Color Word: white	Day 10 Phonics: s Sight Word: a Review Color Words	Day 11 Phonics: m Sight Word: is Review Color Words	Day 12 Phonics: a Sight Word: you	Day 13 Phonics: o Sight Word: to	Day 14 Phonics: t Sight Word: we
Day 15 Phonics: h Sight Word: that	Day 16 Phonics: b Sight Word: in	Day 17 Phonics: f Sight Word: for	Day 18 Phonics: i Sight Word: at	Day 19 Phonics: g Sight Word: with	Day 20 Phonics: u Sight Word: it	Day 21 Phonics: n Sight Word: on
Day 22 Phonics: p Sight Word: put	Day 23 Phonics: d Sight Word: are	Day 24 Phonics: L Sight Word: of	Day 25 Phonics: v Sight Word: this	Day 26 Phonics: j Sight Word: your	Day 27 Phonics: x Sight Word: as	Day 28 Phonics: z Sight Word: but
Day 29 Phonics: y Sight Word: be	Day 30 Phonics: qu Sight Word: have	Day 31 Phonics: she Sight Word: he	Day 32 Phonics: th Sight Word: they	Day 33 Phonics: ch Sight Word: one	Day 34 Phonics: Consonant Blends bl, br, dr Review: ee, e Sight Word: good	Day 35 Sight Word Book Printing/Story Time Spelling Practice Sentence Writing



Reading Lesson for Day Thirty-three


- Watch DVD puppet show on the choo choo train letters ch
Introduce sight word: one
- On two index cards print: ch, one Review all index cards.
- Complete all reading worksheets.

Letter: ch **Sight word:** one

Day 33 Choo Choo Train Letters

New Word Key: ch

/4 comprehension /28 decoding



One plump pig had a chat with a duck.

The pig liked to jump in mud.




















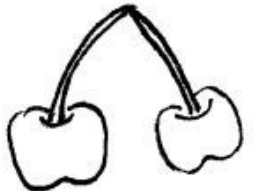
The duck liked to swim on ponds.

They had a fun chat.

SS Phonics Worksheets: Day 33

Letter Practice: ch

Say the name of the picture. Circle the letter(s) the picture STARTS with.


sh ch 	sh ch 	th ch 	ch sh 
ch th 	qu ch 	sh ch 	ch th 
ch sh 	ch th 	ch qu 	sh ch 
qu ch 	sh ch 	ch th 	ch sh 
ch qu 	ch th 	qu ch 	sh ch 

2. Sight Word Book

Instructions: Cut out sentence strip from page 197. Have child cut words out, glue them down in order and illustrate. Next, have child read all sentences in his book out loud. He should touch each word as he reads the sentences out loud.

Today's sentence is:

He has two good pals.



Child's Illustration:

Draw a picture of one boy and two girls.

3. Printing Practice

NOTE: Different shapes indicate where to start printing on a line. Print one line each of upper and lower case letters. Letters are formed with lines from top to bottom.

Letters of the Day

CH

ch

☆ _____

△ _____

4. Story Time:

Little Engine that Could by Watty Piper and Loren Long



Spelling:

Vowels: a e i o u

1. _____
2. _____
3. _____
4. _____
5. _____

6. _____
7. _____
8. _____
9. _____
10. _____

6. Sentence Writing Begins:

Topic: chipmunk

Action Words: chattered scampered scurried scrambled
leaped raced darted clung

SS Writing Worksheets: Day 33

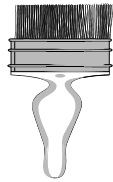
Sentence Example: One brown chipmunk sat on a tree.

Words I know:

see	I	can	the
me	play	like	and
work	a	is	you
to	we	that	in
for	at	with	it
on	put	are	of
this	your	as	but
be	have	he	they
			one

Colours I know:

green
red
brown
black
yellow
blue
orange
purple
white



Write a sentence about this chipmunk:



action word:

OR choose your own idea.

Action Words: chattered scampered scurried scrambled
leaped raced darted clung

My Sentence





**Lesson 33
is done.**

Smart Start in Language Arts

Home Education Edition



Grade Two Workbook
Reproducible for **ONE** Family

Grade Two Smart Start Program Overview

1. Smart Start Reading Instruction

*157 Language Arts Instructional Days

*decoding with phonics & comprehension

*sight word book

*printing

*story time

*spelling

*sentence writing

3. Four Story Writing Projects

*12 Instructional Days

*The Giant Egg (dinosaur story)

*The Knight and the Dragon

*The Camping Trip

*The Waiter and the Cook

4. Library Trips

*6 Instructional Days

Total Number of School Days to Complete Grade Two: 175




Table of Contents

Part I	Grade Two Smart Start Program Overview	7
Part II	Long Range Plans	9
	How Do We Begin Grade 2?	17
	Review of Grade One Reading Lesson	19
	Trip to Library & Classroom Library	24
	Grade 2 Reading Instruction Begins: Phonics & Sight Words	30
	Word Analysis Exercises, Compound Words, Word Families	
	Tug of War Words	32
	Practice Word Keys: ue, ui, oo, er, ir, ar	36
	Repeated Reading Sight Word Book Begins	39
	Spelling and Sentence Writing Begin	41
	R-controlled Word Keys: or, ur, er, ir, ar	42
	Question Words	48
	Word Family Review Begins	57
	Word Endings ed, s, ing	58
	Comprehension Strategy: Sequencing Story Events	59
	Punctuation & Capitalization Exercises Begin	62
	NEW: Fix the Teacher's Spelling Mistakes	69
	Word Key: ea	98
	Word Key: ck	133
	Word Key: ce	153
	Story Writing: The Giant Egg	158
	Word Key: ci	171
	Word Key: cy	181
	Word Key: "le" at the end of 2 syllable words	181
	Long Vowel words with 2 syllables	181
	Word Key: ge	187
	Word Key: gi	194
	Word Key: gy	200
	Word Key: ve	207
	Review Word Key: ue	216
	Review Word Key: oo	223
	Review Word Key: ew	229
	Contractions	229
	Review Word Key: ui	236
	Word Key: oi	249
	Word Key: oy	257
	Word Key: aw	278
	Word Key: au	287
	Word Key: ou	313
	Word Key: ow	321
	Story Writing: The Knight and the Dragon	327
	Word Key: ay	361
	Word Key: ai	369
	Word Key: ph	395
	Word Key: gh	403
	Review: f, l, s, z at the end of words	431
	Suffix: tion	452
	Story Writing: The Camping Trip	507
	Change y to i before adding es or ed	528
	Word Key: wr	533
	Word Key: kn	541
	Story Writing: The Waiter and the Cook	616

Grade 2 Smart Start Reading Instruction

Days 120 to 141

<p>Day 120 Phonics: review tion, gh, ph, au, aw Sight Word: didn't New Vocab: trouble behaving, mind</p>	<p>Day 121 Sight Word Book Printing/Story Time Spelling Practice Sentence Writing Punctuation Skills</p>	<p>Day 122 Phonics: review tion, gh, ph, au, aw Sight Word: won't New Vocab: decided answer</p>	<p>Day 123 Sight Word Book Printing/Story Time Spelling Practice Sentence Writing Punctuation Skills</p>	<p>Day 124 Phonics: review tion, gh, ph, au, aw Sight Words: find, move New Vocab: uniform, parade</p>
<p>Day 125 Sight Word Book Printing/Story Time Spelling Practice Sentence Writing Punctuation Skills</p>	<p>Day 126 Phonics: tion, gh, ph, au, aw Sight Word: guess New Vocab: wrong Compound: baseball Contractions</p>	<p>Day 127 Sight Word Book Printing/Story Time Spelling Practice Sentence Writing Punctuation Skills</p>	<p>Day 128 Phonics: double last letter of cvc words before adding ed, ing Sight Word: daughter</p>	<p>Day 129 Sight Word Book Printing/Story Time Spelling Practice Sentence Writing Punctuation Skills</p>
<p>Story Writing The Camping Trip</p> 	<p>Story Writing</p> 	<p>Story Writing</p> 	<p>Day 130 Phonics: drop silent e before adding ing or ed eg. make, making Sight Word: catch New Vocab: eyes</p>	<p>Day 131 Sight Word Book Printing/Story Time Spelling Practice Sentence Writing Punctuation Skills</p>
<p>Day 132 Phonics: for words ending in y, change y to i be- fore adding es or ed eg. try, tries, tried Sight Word: secret</p>	<p>Day 133 Sight Word Book Printing/Story Time Spelling Practice Sentence Writing Punctuation Skills</p>	<p>Day 134 Phonics: wr says r at beginning of words Sight Words: write, wrote</p>	<p>Day 135 Sight Word Book Printing/Story Time Spelling Practice Sentence Writing Punctuation Skills</p>	<p>Day 136 Phonics: kn says n at the beginning of words eg. knot, know, knew Sight Word: tiger</p>
<p>Day 137 Sight Word Book Printing/Story Time Spelling Practice Sentence Writing Punctuation Skills</p>	<p>Day 138 Phonics: review suffix tion says shun at end of words Sight Words: station remember</p>	<p>Day 139 Sight Word Book Printing/Story Time Spelling Practice Sentence Writing Punctuation Skills</p>	<p>Day 140 Phonics: review compound words eg. cowboy Sight Word: pony</p>	<p>Day 141 Sight Word Book Printing/Story Time Spelling Practice Sentence Writing Punctuation Skills</p>



Reading Lesson for Day One Hundred & thirty



1. **tion** says **shun** and comes at the end of words.
Example: action
2. **gh** can copycat the **f sound** at the end of words.
ph copycats **f sound** and comes anywhere in a word.
3. **au** says **o** sound and comes in the middle of words.
aw says **o** sound and usually comes at the end of words.
4. When a vowel ends the first beat in a two beat word, it stands alone and says its name. **Example:** ba-by.

Instructions: Read the words below with your parent.
Highlight or circle the new word keys for decoding help.

1. deduction demolition



2. autograph laugh



3. trawl pause



4. bacon baker

Word Families: ace all ook ight ay atch ink

old ice age

wall

book

blight

fold

stage

blind

grind

race

pay

scratch

wink

splice





Review Concept: Words ending in silent e drop it before adding ing or ed. **Example:** make *becomes* making
New Vocabulary: eyes


Day 130 Sight Word: catch

/50

Ben wanted to be good at football, but he had a problem. Ben could not **catch** the ball. He closed his **eyes**. Then the ball would hit him in the face. Sometimes it hurt his fingers, and he would drop it. One day Max came over. He helped Ben.* He taught Ben to look at the ball. Ben stopped being scared. He learned to **catch** the football!


1. Why couldn't Ben catch the football?

- * It hurt his fingers.
- * It hit his face.
- * He closed his eyes.



2. What did Max teach Ben?

- *to hold the ball
- *to keep his eyes open
- *to look at Mickey



3. Did Ben learn to catch the ball? /3








- *Yes *No

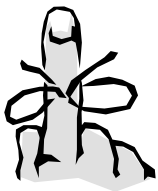
Put the story events in order using numbers.

- _____ Ben wanted to be good at football, but he had a problem.
- _____ Sometimes the ball hurt his fingers and he dropped it.
- _____ Ben could not catch the ball, because he shut his eyes.
- _____ Max helped Ben to look at the ball until he could catch it.



Look at the picture. Read the words and circle the matching one WITH HELP.

 locomotion lotion location motion	 invention graduation station institution	 elections narration motion education	<table border="1" style="width: 100%; text-align: center;"> <tbody> <tr> <td>Rev.</td> <td>Dr.</td> </tr> <tr> <td>Mr.</td> <td>Mrs.</td> </tr> </tbody> </table> action abbreviation lotion contraction	Rev.	Dr.	Mr.	Mrs.
Rev.	Dr.						
Mr.	Mrs.						
 attractions station collection creation	<table border="1" style="width: 100%; text-align: center;"> <tbody> <tr> <td>20</td> </tr> <tr> <td>+43</td> </tr> <tr> <td>63</td> </tr> </tbody> </table>  calculation ration elation attractions	20	+43	63	 reduction elation reflection election	 graduation correction creation liberation	
20							
+43							
63							



Mark the vowels and READ the words to your parent.

R = regular (short vowel)

B = bumper (long vowel with silent e)

M = mouse word (long vowel with 2 vowels together)


1. fainting_____	4. filled_____	7. hoax_____	10. alive_____
2. stuff _____	5. fumes _____	8. fluff _____	11. tweaking____
3. pipes_____	6. trail_____	9. preens_____	12. grilled_____

Special Vowel Practice

Day 130

Directions: Match the sentence beginnings on the left with their missing endings on the right by numbering the empty boxes.

1. Fascination is a great		cartoon.
2. Conjunctions are words		is the first time it was printed.
3. Animation is a moving		interest in something.
4. The first edition of a book		something hidden becomes known.
5. Strong emotions are		rides or shows.
6. Revelations occur when		joining ideas together like the word "and".
7. Circus attractions can be		cast votes.
8. In an election people		powerful feelings.



Circle and count ALL the Word Keys.
READ the words to your parent.

ce ci cy ge gi gy

1. cage_____	4. ginger_____	7. central_____	10. circular_____
2. edge_____	5. cagey_____	8. bicycle_____	11. race_____
3. generous____	6. gentle_____	9. tricycle_____	12. spice_____



Read book from classroom library.



Lesson 130 is done.

Reading Lesson for Day One Hundred & thirty-one



1. Sight Word Book:

Nothing new to make today
Read all story paragraphs.




The Lost Dog

Where is my dog?
says the boy.
I do not know, said the girl.
Who will help me look? says the boy.
I sure would! said the girl. There he is!
Why is my dog in there? asked the boy.

2. Printing Practice

Joke of the Day

What driver can never get a parking ticket?
A screwdriver!




Four sets of handwriting practice lines, each consisting of a solid top line, a dashed middle line, and a solid bottom line.

3. Story Time: Our new book theme is food and restaurants.

The Berenstain Bears and Too Much Junk Food

by Stan and Jan Berenstain



Spelling:

Vowels: a e i o u

Word Family: ind

1. _____

6. _____

2. _____

7. _____

3. _____

8. _____

4. _____

9. _____

5. _____

10. _____

Fix the Teacher's Spelling Mistakes!

1. bil = _____

2. rise = _____

3. milde = _____

4. aje = _____

5. mor = _____

6. rite = _____

7. bunchs = _____

8. elecshun = _____

9. tiping = _____

10. caping = _____



5. Read book from classroom library

6. Sentence Writing:

CHOOSE your sentence starter:

- *smacking
- *winding up
- *whacking



Topic:

golfers

Action Words:

swung	whacked
sliced	ripped
tore	whipped
smacked	cracked

CHOOSE your sentence ending:

- *across the grass
- *over sand traps
- *between trees

a - a and are as at about
all any away after again action
answer

b - be but been by boy busy
behind build both because
beautiful backwards behaving

c - can come color could called
children cough catch

d - do draw day don't does
delicious didn't decided
daughter

e - even ever every enough
excited eyes

f - for from funny friend
father fancy full few find

g - good go get girl great give
guess

h - had have he her him
here has heart heard

i - I in is it idea

j/k - know

L - like look little laugh love
long learn

m - me my mother many medicine
movie music mind move

n - new nice neighbor

o - of on one out old once

p - play put picture people pudgy
pull pretty parade

q / r - ready rough

s - see some so said surprise
something should says sure she saw

ski sign school special sewed
sang

t - that the they this talk trouble
though telephone today treasure

to then there their tough thanks

u - up us usual usually uniform

v - very

w - we with work would was
what who where why walk were

wanted washed won't wrong

x/y/z - you your

Sentence: starter + plural nouns + action word + ending

Example: Winding up, golfers smacked balls across the grass.



7. Punctuation and Capitalization

NEW: Put missing quotation marks in each speech bubble below. Quotation marks surround the speech in a sentence.

Do you want to go to the circus?

asked Jane.



“ ”

Tim answered,

I would love to!



Lesson 131
is done.