


**Elmer in the Snow**  
**by David McKee**



**Three Reading Lessons**  
**One Story Planning Activity**  
**One Story Writing Activity (Optional)**  
**One Art Activity (Optional)**

1. Read the picture book together with the class.
2. Answer the questions on page 2 as a class.
3. On page 3 start by discussing what type of circle story it was (journey). Students draw in the adventures from the book in the order they occurred in each box to show what happened (circle story outline). Class discusses and selects on their outlines which writing techniques could be used to make each adventure effective (sensory imagery, showing, onomatopoeia). This activity reinforces the circle story plot pattern, writing techniques authors use, and story summarization.
4. On page 4 students plan their own Elmer circle story adventure. Will it be a dream, time travel, journey, discontentment, self-acceptance or lost and found story? As they plan the adventures have them decide which writing technique will be used to make the story effective. Planning a story reinforces the circle story plot pattern (application activity), teaches where to place writing techniques (sensory imagery, showing, onomatopoeia), and makes story planning easier.
5. Students may write the story if they like. Setting, adventure one, adventure two, adventure three/resolution will each take four forty-five minutes lessons to write.
6. In art the class can make their very own Elmer by tracing an elephant shape from the book on white paper. Next, have students design and colour unusual patterns on the elephant. Finally choose a background scene from the book, draw and colour it and glue Elmer somewhere in the scene.

**Teacher's Guide: Elmer in the Snow by David McKee**

Name \_\_\_\_\_

1. What pattern did the author use to write this story?

\*copycat

\*switch

\*stuck

**circle** (journey story)

\*contest

\*transformation

\* I don't know

Explain why you chose this pattern.

*I chose this pattern, because the elephants started in the jungle, went up the mountain to visit winter and returned to the jungle. The story began and ended in the same place.*

2. How were the elephants all feeling at the beginning of the story?

*The elephants were feeling cold, grumpy, and were complaining.*

3. What was Elmer's motive for taking the other elephants up to the mountains?

*Elmer wanted the elephants to stop complaining and to realize that a cold day in the jungle was still a warm one compared to winter.*

4. What is one thing the elephants had fun doing up in the mountains?

\*tasting snow

\*eating pine trees

**throwing snowballs**

5. At the end of the story did the elephants stop complaining?

**Yes**

No

6. When the author wrote: "He has. He's frozen solid, "gasp one of the elephants. Then he touched the white elephant and a piece fell off. "It's made of snow!" He said."

Which technique did the author use? Discuss.

\*Sensory Imagery

**Showing**

\*Onomatopoeia

*The "showing" technique uses a description of facial expressions, body language, speech and actions. In this example, the author described the elephant's speech and actions.*

**Elmer in the Snow by David McKee**

Name \_\_\_\_\_

**1. What pattern did the author use to write this story?**

- \*copycat
- \*switch
- \*stuck
- \*circle
- \*contest
- \*transformation
- \* I don't know

**Explain why you chose this pattern.**

---

---

---

---

---

---

**2. How were the elephants all feeling at the beginning of the story?**

---

---

---

**3. What was Elmer's motive for taking the other elephants up to the mountains?**

---

---

---

**4. What is one thing the elephants had fun doing up in the mountains?**

- \*tasting snow
- \*eating pine trees
- \*throwing snowballs

**5. At the end of the story did the elephants stop complaining?**






Yes            No





**6. When the author wrote: "He has. He's frozen solid, "gaspd one of the elephants. Then he touched the white elephant and a piece fell off. "It's made of snow!" He said."**

**Which technique did the author use? Discuss.**

- \*Sensory Imagery
- \*Showing
- \*Onomatopoeia

Authors use these techniques to make their writing come alive. The techniques are described through the use of vivid verbs.

<u>Sensory Imagery</u>		
	What was <u>heard</u> ?	*Onomatopoeia
	What was <u>seen</u> ?	
	What was <u>felt</u> ?	
	What was <u>smelled</u> ?	
	What was <u>tasted</u> ?	
<b>Settings</b>	<b>New Experiences</b>	<b>Encounters</b>

<u>Showing Emotions and Motives</u>	
	<b><u>Facial Expressions</u></b> hair, forehead, eyes, ears, nose, mouth, teeth, tongue, head, face,
	<b><u>Body Language</u></b> neck, body, arms, hands, legs, feet, tail, wings
	<b><u>Speech/Thoughts (motive)</u></b> what was said/thought manner in which it was said/thought
	<b><u>Actions</u></b> *Onomatopoeia what the character did manner in which he did it

## Circle Story Summarization Activity

1. Filling out this story outline is useful for helping students develop story summarization skills.

*See page 6.*

2. The way the outline is designed reinforces that circle stories begin and end in the same place.

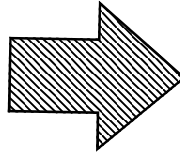
*\*This story begins and ends in a jungle.*

3. Discussing the placement of writing techniques in the lessons builds concept development of the writing techniques employed by authors.




*\*See page 6.*

# Teacher's Guide: Circle Story Reading Activity: Elmer in the Snow by David McKee Journey Story

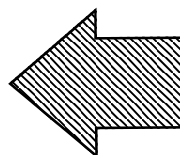
**Setting:** Jungle  
**Motive:** Elmer wants to stop elephants from complaining about cold weather  
**Writing Techniques:**  
Sensory Imagery: to describe jungle  
Showing: Conversation to establish **Motive**:  
**Resolution:** Elephants are happy to be in the jungle again and stop complaining.  
**Writing Techniques:**  
Sensory Imagery to show warm jungle  
Showing  
**Motive resolved:** No more weather complaints.



**1st Adventure:**  
 Elmer takes elephants up a mountain where they encounter different trees, snow and ice.  
**Writing Techniques:**  
Sensory Imagery for snowy weather  
Showing to describe elephant's reactions to it  
 Onomatopoeia



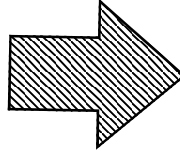
**3rd Adventure:**  
 Elephants discover a snowman and have a snowball fight.  
**Writing Techniques:**  
Sensory Imagery what snowballs feel & look like  
Showing how elephants feel  
Onomatopoeia sounds of snowballs flying



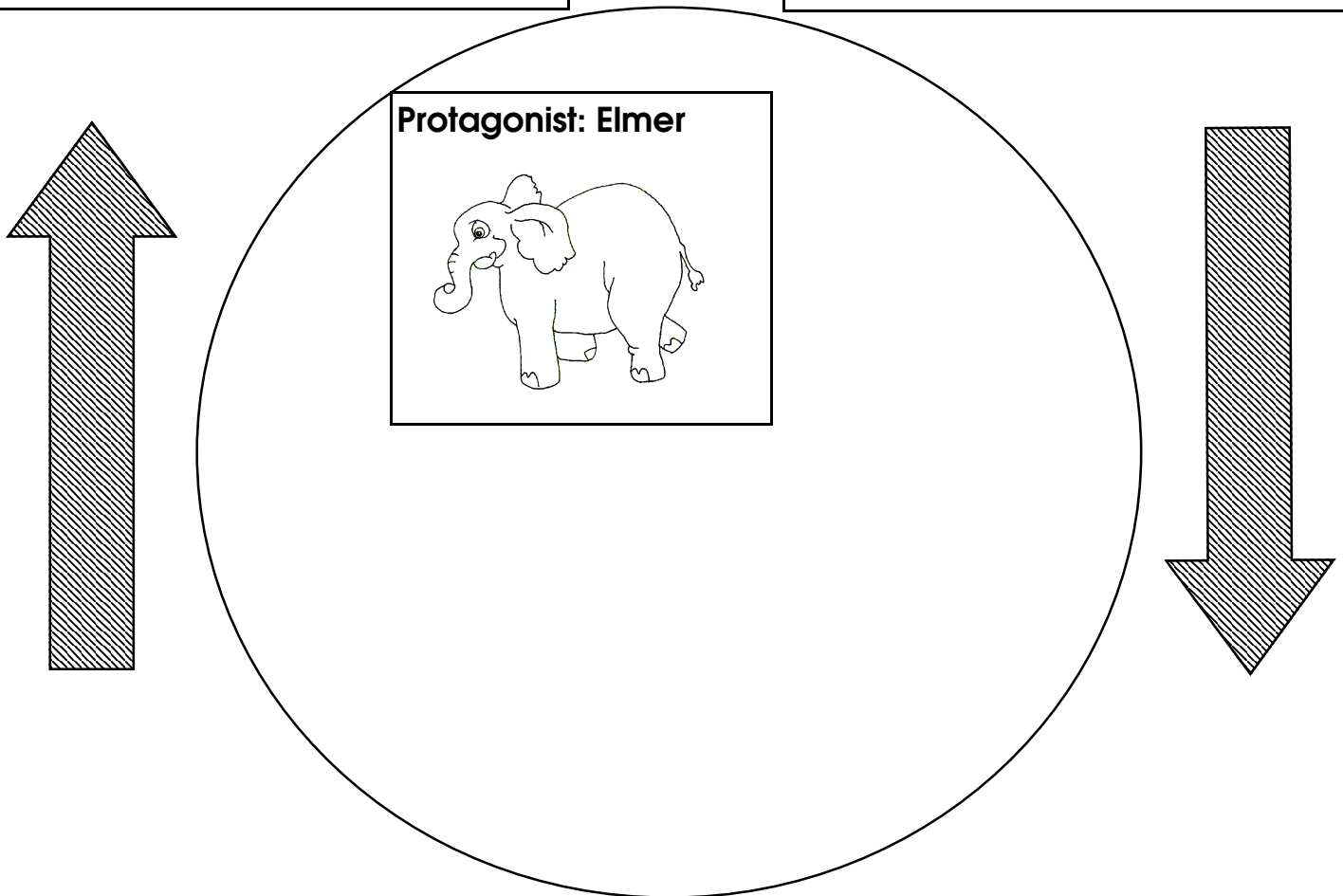
**2nd Adventure:**  
 Elephants go sliding around on the ice and have fun together.  
**Writing Techniques:**  
Sensory Imagery what ice feels & looks like  
Showing how elephants feel  
Onomatopoeia sounds of falling on ice

**Circle Story Reading Activity: Elmer in the Snow by David McKee**  
 (Dream, Time Travel, Journey, Discontentment, Self-Acceptance, Lost and Found)

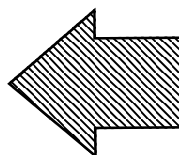
Setting: Elmer's Motive: Writing Techniques:
Resolution: Writing Techniques: Sensory Imagery Showing Onomatopoeia



1st Adventure:  Encounter or Trick    Disaster    Story Complication: Act of god    Use of force
Writing Techniques: Sensory Imagery Showing Onomatopoeia



3rd Adventure:  Encounter or Trick    Disaster    Story Complication: Act of god    Use of force
Writing Techniques: Sensory Imagery Showing Onomatopoeia



2nd Adventure:  Encounter or Trick    Disaster    Story Complication: Act of god    Use of force
Writing Techniques: Sensory Imagery Showing Onomatopoeia

## Circle Story Sequel Activity

1. Planning a new circle story about Elmer reinforces the concept of circle stories. There are different kinds of circle stories. For example: dream, journey, discontentment, self-acceptance and lost and found. Students may decide to have Elmer do one of the following:

- go to sleep and dream about something
- go on a journey somewhere else
- decide he's unhappy living in the jungle and move
- decide he's unhappy with his appearance
- get lost in the jungle or lose something special that belongs to him

2. Planning a new story is a Bloom's Taxonomy application level activity because the child must take his understanding of a circle story and transfer it to a new situation.

3. Planning where to use the writing techniques of "showing", sensory imagery, and onomatopoeia for this new story is a Bloom's Taxonomy application level activity. The child must take his grasp of placement of writing techniques and transfer it to a new situation.

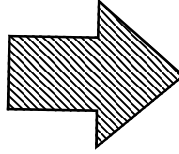
4. Regular planning of stories makes it much easier to think of ideas as well as to have plot choices when deciding what to write about in the future. Stories that are planned do not necessarily have to be written every time. The outlines may be saved and used later for writing or they may be used only to practice planning and explore plot and resolution.

# Student Example of Planning a Dream Circle Story and Writing Techniques

**Setting:** Nap time  
**Motive:** Elmer's tired  
**Writing Techniques:**  
 Sensory Imagery  
 Showing: yawning  
 Onomatopoeia

---

**Resolution:** Elmer wakes up & his tummy growls.  
**Writing Techniques:**  
 Sensory Imagery  
 Showing: awakens to a growling tummy  
 Onomatopoeia: Rumble!



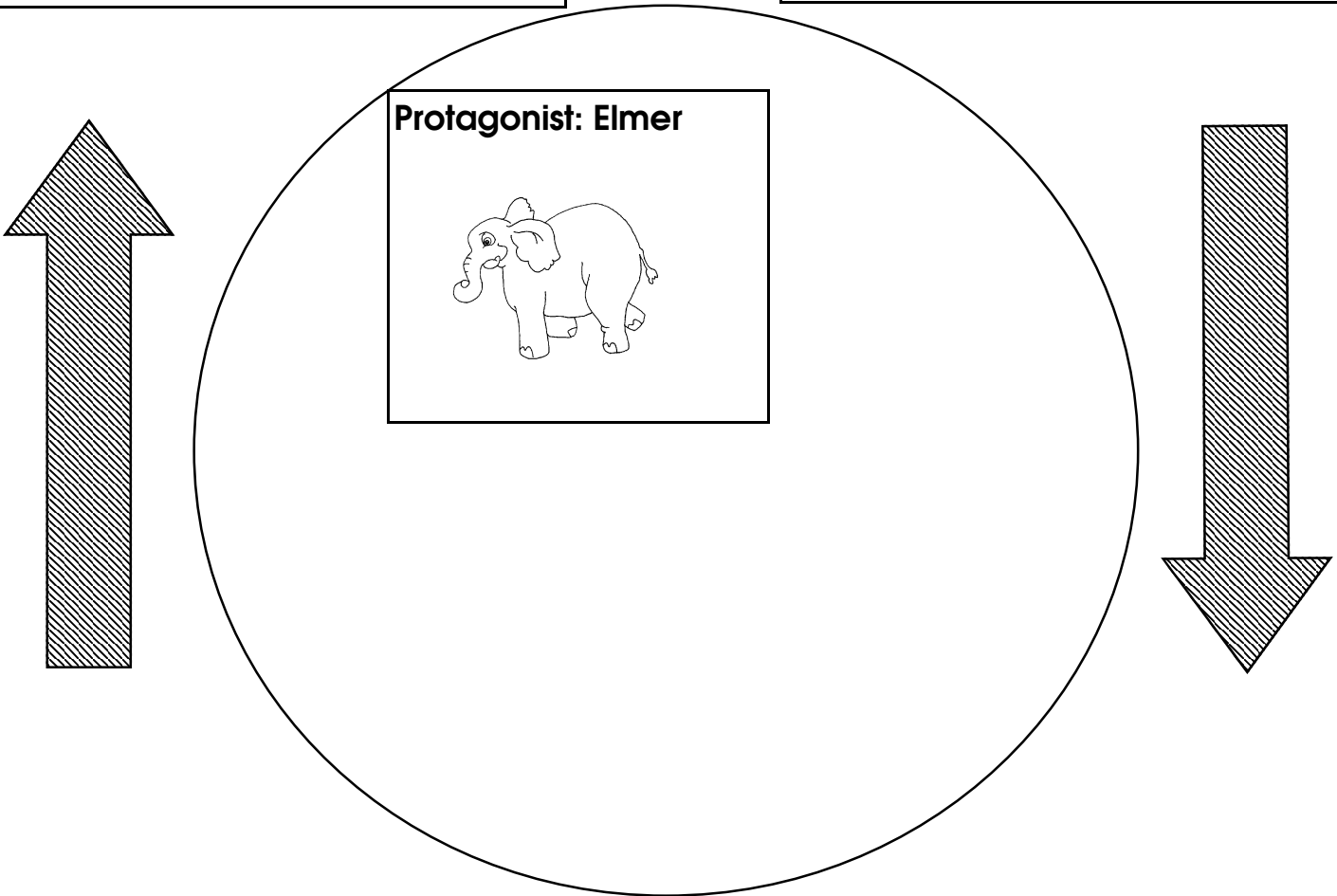
**1st Adventure:**  
 Elmer goes to a city.

---

**Encounter** or **Story Complication:**  
 Trick Disaster Act of god Use of force

---

**Writing Techniques:**  
 Sensory Imagery: cars, buses, towers  
 Showing: eyes widen, ears perked  
 Onomatopoeia: Honk! Beep! Zoom!



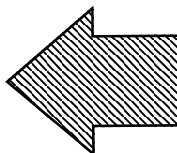
**3rd Adventure:**  
 Elmer ate all the grilled cheese sandwiches in the kitchen,

---

**Encounter** or **Story Complication:**  
 Trick Disaster Act of god **Use of force**

---

**Writing Techniques:**  
 Sensory Imagery  
 Showing: Elmer stuffing his face  
 Onomatopoeia: munch, crunch, burp, slurp



**2nd Adventure:**  
 Elmer went to Moxie's restaurant because he was so hungry. All the people screamed and ran away.

---

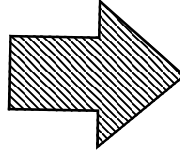
**Encounter** or **Story Complication:**  
 Trick Disaster Act of god Use of force

---

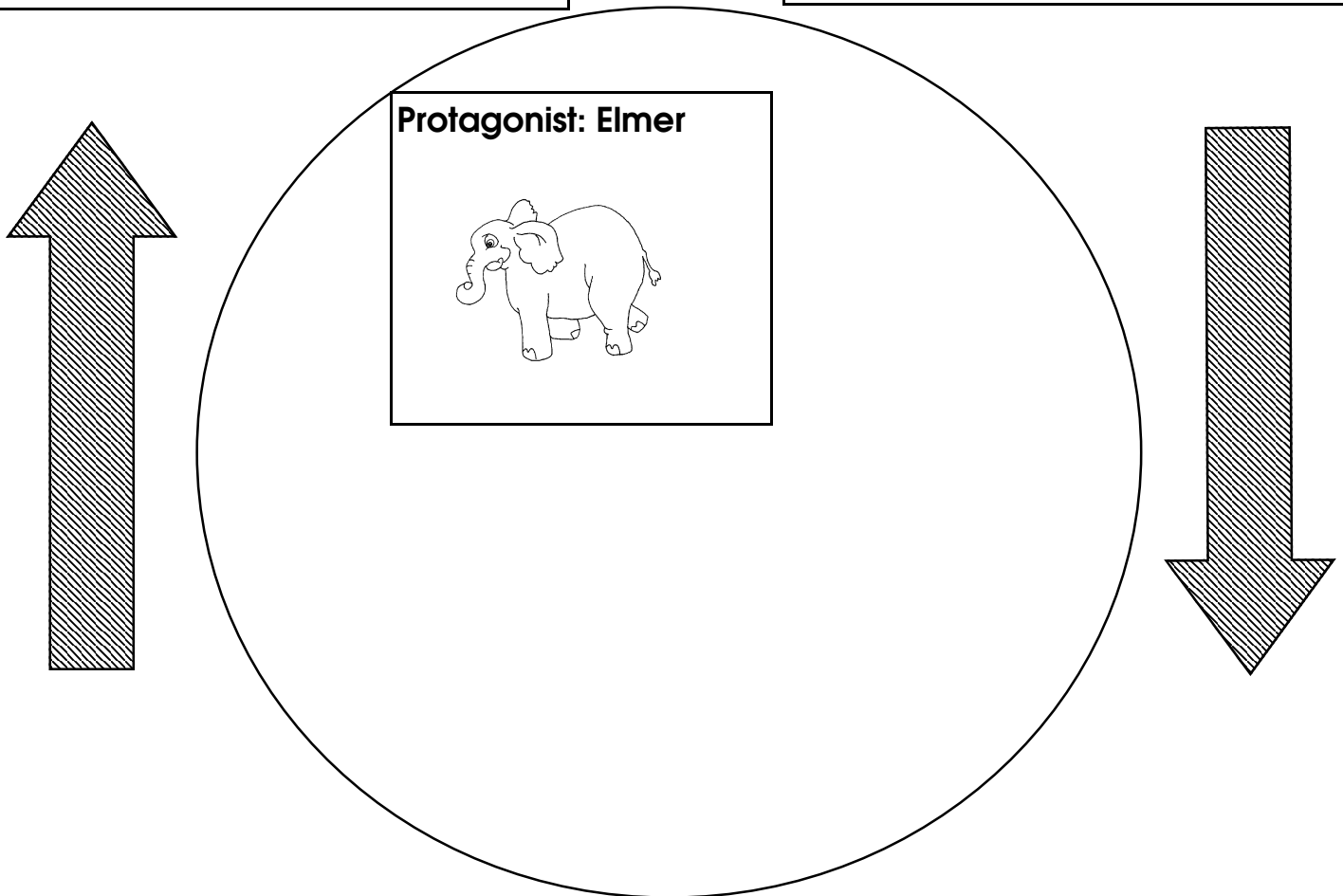
**Writing Techniques:**  
 Sensory Imagery; smells, sights of food  
 Showing: people screaming & yelling at Elmer  
 Onomatopoeia: Aaaah!

**Circle Story Reading Sequel Activity: Elmer in the Snow** by David McKee  
 (Dream, Time Travel, Journey, Discontentment, Self-Acceptance, Lost and Found)  
 Plan your own adventure for Elmer on this paper

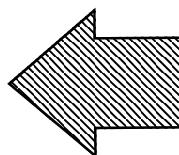
<b>Setting:</b> <b>Motive:</b> <b>Writing Techniques:</b> Sensory Imagery Showing Onomatopoeia
<b>Resolution:</b> <b>Writing Techniques:</b> Sensory Imagery Showing Onomatopoeia



<b>1st Adventure:</b>  Encounter or Story Complication: Trick Disaster Act of god Use of force
<b>Writing Techniques:</b> Sensory Imagery Showing Onomatopoeia



<b>3rd Adventure:</b>  Encounter or Story Complication: Trick Disaster Act of god Use of force
<b>Writing Techniques:</b> Sensory Imagery Showing Onomatopoeia



<b>2nd Adventure:</b>  Encounter or Story Complication: Trick Disaster Act of god Use of force
<b>Writing Techniques:</b> Sensory Imagery Showing Onomatopoeia