


Brilliant Book Reports



Brilliant Book Reports

Many children struggle with writing book reports, because story summarization is such a challenge. Here is one simple way to teach it.

Book Title: _____

At the beginning:

Start with the main character and explain what he/she wants or needs. What a character wants or needs is his/her *motive*.

In the middle:

Explain the challenges (story complications) your main character faces in trying to get what he wants or needs.

The challenges (story complications) might include:

- *tricks
- *disasters (e.g. sleeping in late, breaking something, getting hurt, getting stuck)
- *act of god (weather (thunderstorm), magic, miracle)
- *use of force (political or physical)

At the end:


Show how the main character's *motive* (want/need) is:

- *achieved
- *changed

© by J. Moore 2007

Making a Miniature Book Report

This is a four page tiny book.
The template is on the next page.



At the beginning...
Andrew wants to eat his apple, but his loose tooth is stopping him because it hurts.

In the middle...
Andrew wants to find a way to remove his tooth. His mom, dad, the dentist and the Tooth Fairy all failed.

At the end...
Louis succeeded by sprinkling pepper down Andrew's nose. Shooting out the tooth blasted out and went down town. The tooth Fairy snagged the tooth and Andrew could eat his apple finally.

Blank lined area for notes on the left side of the page.

Blank lined area for notes in the bottom left section.

Blank lined area for notes in the bottom right section.

Making a Paper Bag Puppet Book Report

Make your main character into a paper bag puppet. Write your book report & glue it on the back of the paper bag. Use your puppet to present your book report to the class.

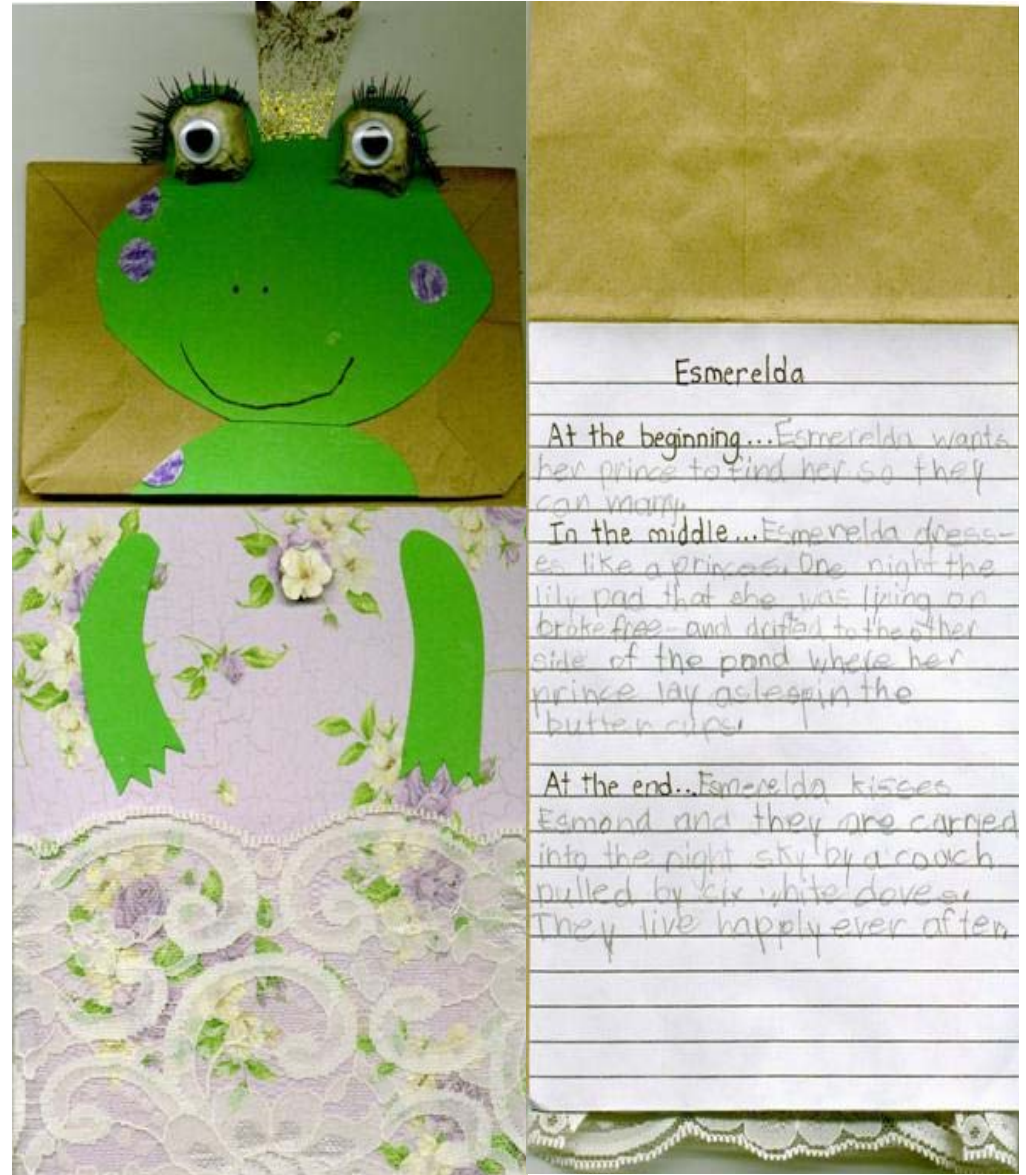
Book Title: _____

Author: _____

At the beginning: _____

In the middle: _____

At the end: _____



Esmerelda

At the beginning... Esmerelda wants her prince to find her so they can marry.

In the middle... Esmerelda dresses like a princess. One night the lily pad that she was lying on broke free and drifted to the other side of the pond where her prince lay asleep in the bottom cups.

At the end... Esmerelda kisses Esmond and they are carried into the night sky by a coach pulled by six white doves. They live happily ever after.

Effie by Beverly Allinson

slit paper
for filmstrip



In the beginning Effie wants come one to be her friend who will like her loud voice.

In the middle Effie finds a caterpillar, butterfly, spider, beetle and a grasshopper, but they dashed away from Effie when she spoke to them. All of the sudden a shadow darkened the ant hill. An elephant foot was about to drop on them. Effie shouted. at the elephant and saved the ant colony.

At the end Effie and the elephant became friends and all the elephants look out for the ant colony.



Making a Movie Book Report

Write your book report and draw beginning, middle, end pictures to make a movie of your book. Slide pictures through as you present it to the class.

Book Title: _____

Author: _____

At the beginning: _____

In the middle: _____

At the end: _____

Making a Wheel Book Report

Divide the two wheels into four sections each. Cut one quarter section out of the top wheel. Divide the bottom wheel into four parts. Attach the two wheels with a brass fastener.

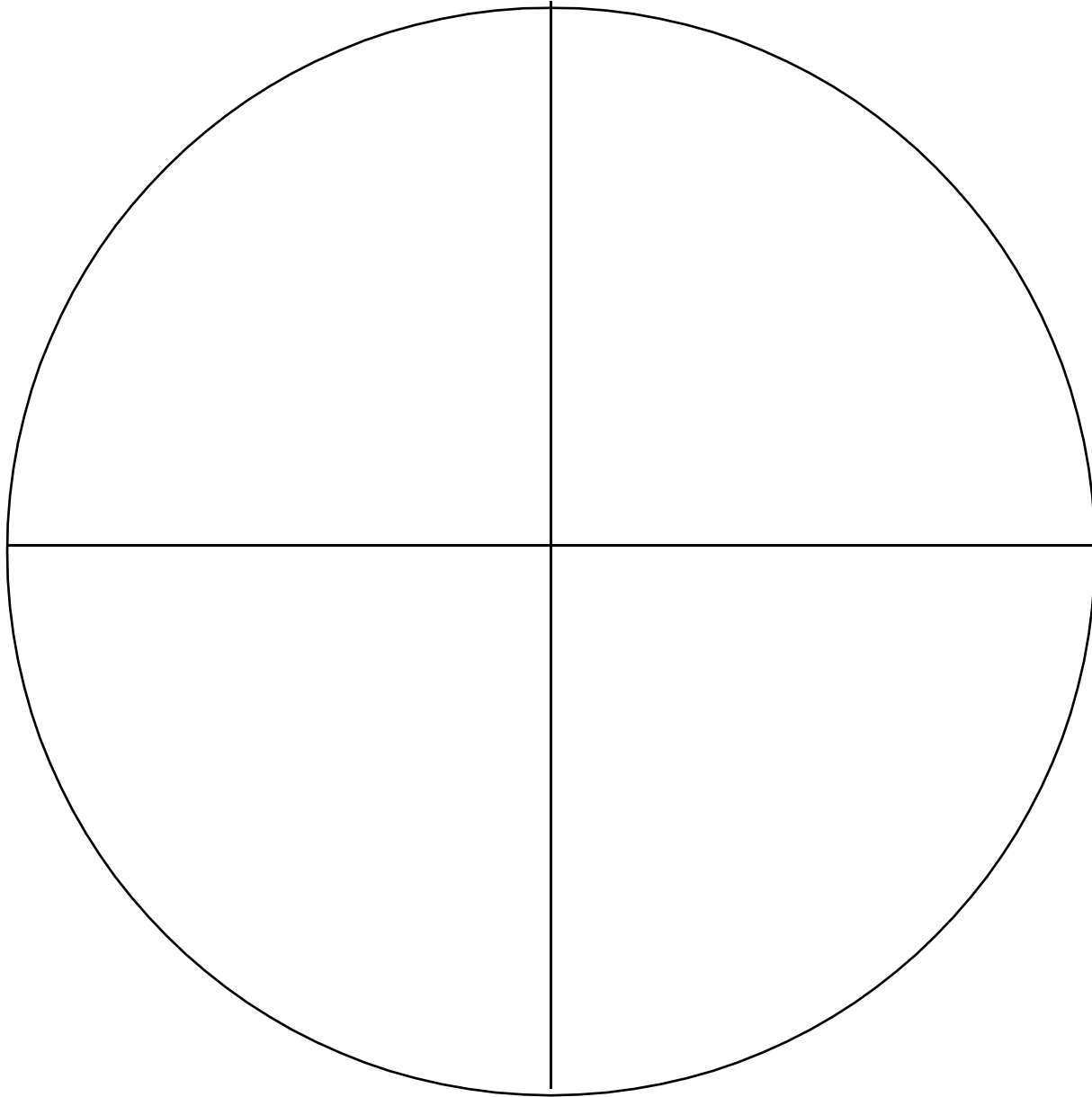
Section one: cover

Section two: At the beginning...

Section three: In the middle...

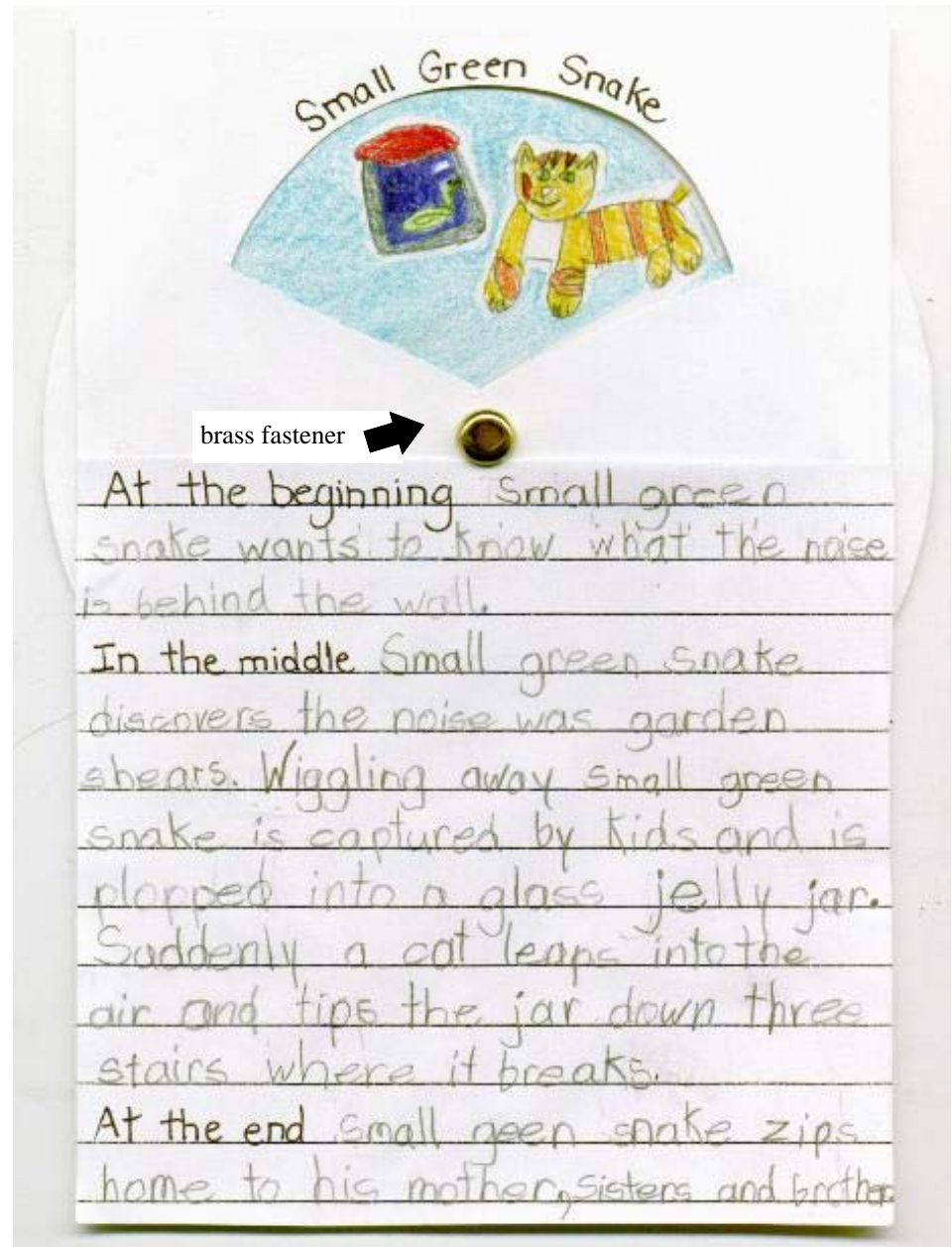
Section four: At the end...






Circle Book Report

Divide one wheel into three sections. Attach the wheel to the book report with a brass fastener. Draw three pictures to show the beginning, middle and end of your story. Turn the wheel to show each picture as you share your book report with the class.



Circle Book Report



Book Title: _____

Author: _____

At the beginning: _____

In the middle: _____

At the end: _____
