


1. Reading Lesson



Review Phonics:
r-controlled vowels ir
Sight Word: says
Ending: ing



REVIEW: R-controlled vowels: or, ur, ir, er, ar

NOTE: A word key is 2 letters that work together to make a single and/or new sound.

1st Page Reading Worksheet Instructions

Listen to your child read the story passage out loud and correct answers.

1. bunny 2. pond 3. They skipped. 4. No

2nd & 3rd Page Reading Worksheet Instructions

***Sequence Story Events:** Number the story events in order (1, 3, 2, 4)

***Circle the word below the picture. NEW: some two syllable words added**

Pictures are: chef, drum, jeans, candle, hose, toaster, balloon, beach

*Word Analysis with Vowels

1. Mark the vowels as:

R - Regular (short vowel)

M- mouse (long vowel with 2 vowels together)

B - bumper (long vowel with silent e)

2. Read the words to your parent or partner.

Regular Words are: squish, rents, clipped, tossed

Bumper words are: striped, stolen, dated, lime

Mouse words are: tails, gloated, strained, cheats

*Word Analysis with Word Keys:

Circle and count the word keys. Read to your parent.

***Compound words** Match two words to make a compound word.

eyeball, gumballs, hourglass

*** Copy the Compound Word to its**

Matching Picture below.

***Read book from classroom library.**



**Lesson 14
is done.**

Day 19

1. Sight Word Book

Read all paragraphs.

2. Printing NEW: Joke



3. Story Time

How do Dinosaurs Say Good Night? by Jane Yolen and Mark Teague



4. Spelling



Fix the Teacher's Spelling Mistakes!

Instructions for Repeated Reading

Sight Word Book:

- Nothing new to make today.
- Read all paragraphs in repeated reading sight word book.

Today your child will copy the Joke of the Day:

Why did the spider leave? He didn't like his web site.



The Lost Dog
Where is my dog?
says the boy.
I do not know, said the girl.
Who will help me look? says
the boy.
I sure would! said the girl.
There he is!
Why is my dog in there? asked
the boy.

Today's Story Book is: How do Dinosaurs Say Good Night?

by Jane Yolen and Mark Teague

- Read the book out loud to your child.
- Discuss these story questions together.
 - Who is the story about?
 - What does he/she want?
 - Does he/she get what he wants? If so how? If not, why?
- Build your child's vocabulary by defining new nouns & verbs together.
Dramatize verbs. Illustrate word meanings by using them in a sentence.

Today's Spelling List (give child lots of clues to promote success)

Word endings: ed ing

Mouse Keys: ea

Word Families: ook, ight, ay all

- | | |
|-----------------------------|--|
| 1. park *r-controlled vowel | 6. shark *r-controlled vowel |
| 2. art *r-controlled vowel | 7. sanding |
| 3. sanded | 8. called *word family all |
| 4. sight *word family ight | 9. may *word family ay |
| 5. book *word family ook | 10. wheat *mouse key ea & white wolf letters |

Fix the Teacher's Work: Dictate the misspelled words and have child fix the errors.

- | | | | | |
|----------|----------|------------|-------------|-------------|
| 1. train | 2. funny | 3. sinner | 4. bow | 5. cry |
| 6. out | 7. way | 8. hitting | 9. stopping | 10. jogging |

5. Classroom Library



Read a book from the classroom library

6. Sentence Writing

Sentence Starter:
Question Words



Topic: flags
Action Words

fly	flap
hang	flutter
hover	float
sail	soar

Sentence Writing Lesson

Today we will ask a question by **starting** our sentence with a **question word** and ending it with a question mark.

1. **Brainstorm things flags can do (verbs).**

fly	flap
hang	flutter
hover	float
sail	soar

Question Words:

what	how	who
why	where	when

2. **Discuss sentences that could be made about flags using these action words.**

- How do flags float?
- Why do we fly flags?
- When do flags hang at half mast?

3. **Now have your child think of a sentence he would like to write and share it out loud.** Once he has shared his idea, have him circle the matching words on his paper and write.

7. Punctuation & Capitalization Skills



New: Places begin with a capital letter. **Review:** Street names, cities, and provinces begin with a capital letter. All proper nouns begin with a capital letter. The word **I** is always capitalized. *All sentences begin with a capital letter. Question sentences end in question marks. *Telling sentences without strong emotion end in a period. Exciting sentences, scary sentences, sentences with strong emotion end in an exclamation mark.

Answer Key:

- Calaway park is a fun place.
- I got a dress at Wal-mart.
- Did you eat at Mcdonalds?
- Green's Bank was robbed!
- Did you know Dairy Queen sells ice cream?



Lesson 19
is done.

1. Reading Lesson




NEW Phonics:

"ea" sometimes says the short vowel sound of "e"

Example: head

Sight Word: ready

New Vocab: behind



NEW: "ea" sometimes says the short vowel sound of "e" as in "head"

NOTE: A word key is 2 letters that work together to make a single and/or new sound.

Sight Word: ready

New Vocabulary: behind

1st Page Reading Worksheet Instructions

Listen to your child read the story passage out loud and correct answers.

1. so Max had time to hide 2. no 3. behind Sally 4. no

2nd & 3rd Page Reading Worksheet Instructions

***Sequence Story Events:** Number the story events in order. (2, 3, 1, 4)

***Circle the word below the picture. NEW: "ea" sound of "e"**

Pictures are: bread, banana, thread, bottle, head, tread, letter, spread

***Word Analysis with Vowels**

1. Mark the vowels as:

R - Regular (short vowel)

M- mouse (long vowel with 2 vowels together)

B - bumper (long vowel with silent e)

2. Read the words to your parent or partner.

Regular Words are: snob, scrap, crafts, cropped

Bumper words are: tiles, skated, moped

Mouse words are: mails, paid, screens, maids, bleats

***Word Analysis with Word Keys:**

Circle and count the word keys. Read to your parent.

***Compound words** Match two words to make a compound word.

butterfly, basketball, horseback

*** Copy the Compound Word to its**





Matching Picture below.

***Read book from classroom library.**



**Lesson 20
is done.**

Day 21

<p>1. Sight Word Book Read all paragraphs.</p>	<p>Instructions for Repeated Reading Sight Word Book: a. Nothing new to make today. b. Read all paragraphs in repeated reading sight word book.</p>	 <p>The Lost Dog Where is my dog? says the boy. I do not know, said the girl. Who will help me look? says the boy. I sure would! said the girl. There he is! Why is my dog in there? asked the boy.</p>
<p>2. Printing NEW: Joke</p> 	<p>Today your child will copy the Joke of the Day: What's smarter than a talking parrot? A spelling bee.</p>	
<p>3. Story Time <u>How do Dinosaurs Play with Their Friends?</u> by Jane Yolen & Mark Teague</p> 	<p>Today's Story Book is: <u>How do Dinosaurs Play with Their Friends?</u> by Jane Yolen & Mark Teague a. Read the book out loud to your child. b. Discuss these story questions together. 1. Who is the story about? 2. What does he/she want? 3. Does he/she get what he wants? If so how? If not, why? c. Build your child's vocabulary by defining new nouns & verbs together. Dramatize verbs . Illustrate word meanings by using them in a sentence.</p>	
<p>4. Spelling</p> 	<p>Today your child will practice spelling sight words. 1. Let your child look in his workbook at the SS Writing Worksheet: Day 21. 2. Ask your child to find and copy the words you dictate from the WORDS I KNOW box on the SS Writing Worksheet: Day 21. Sight Word Spelling Practice 1. behind 2. ready 3. very 4. sure 5. they 6. the 7. this 8. have 9. her 10. surprise</p>	

Day 25

1. Sight Word Book

Make new paragraph.
Read all paragraphs.

2. Printing

NEW: Joke



3. Story Time

Dino Hockey
by Lisa Wheeler



4. Spelling



**Fix the Teacher's
Spelling Mistakes!**

Instructions for Repeated Reading **Sight Word Book:**

- New story paragraph A Nice Idea is located in your child's workbook.
- Have your child cut out, glue down and illustrate new paragraph story A Nice Idea in his repeated reading sight word book.
- Finally, your child should read all paragraphs in repeated reading sight word book.

Today your child will copy the Joke of the Day:

How do you stop a runaway dog? Press paws.

Today's Story Book is: Dino Hockey by Lisa Wheeler

- Read the book out loud to your child.
- Discuss these story questions together.
 - Who is the story about?
 - What does he/she want?
 - Does he/she get what he wants? If so how? If not, why?
- Build your child's vocabulary by defining new nouns & verbs together. Dramatize verbs . Illustrate word meanings by using them in a sentence.

Today's Spelling List (give child lots of clues to promote success)

Word Families: ook, ay, ight, all, ink, atch, old

- | | | | | |
|----------|---------|---------|-----------|-----------|
| 1. cook | 2. play | 3. way | 4. bright | 5. wink |
| 6. patch | 7. hold | 8. bold | 9. shook | 10. hatch |

Fix the Teacher's Work: Dictate the misspelled words and have child fix the errors.

- | | | | | |
|----------|--------|----------|------------|-----------|
| 1. stain | 2. cry | 3. silly | 4. blister | 5. pray |
| 6. pow | 7. out | 8. chew | 9. baked | 10. waded |

1. Reading Lesson




NEW Phonics:

***cy** says **s** and comes anywhere in a word.

Example: cyclone

Sight Word: fancy
Contraction: don't

do + not = don't



NEW: cy says s and comes anywhere in a word. Example: fancy

NOTE: A word key is 2 letters that work together to make a single and/or new sound.

Sight Word: fancy

Contraction: don't

1st Page Reading Worksheet Instructions

Listen to your child read the story passage out loud and correct answers.

1. she was dirty 2. the mud would not come off 3. Sally 4. Answers will vary.

2nd & 3rd Page Reading Worksheet Instructions

***Sequence Story Events:** Number the story events in order. (1, 3, 2, 4)

***Circle the word below the picture.** HELP YOUR CHILD TODAY!

Pictures are: cigar, cyclone, cider, cymbal, bacon, cell, label, razor

*Word Analysis with Vowels

1. Mark the vowels as:

M- mouse (long vowel with 2 vowels together)

R - Regular (short vowel)

B - bumper (long vowel with silent e)

2. Read the words to your parent or partner.

Regular Words are: trick, pocket, matches, helmet

Bumper words are: quote, pure, prizes

Mouse words are: speeding, faith, roasting, sailing, coasted

Sight Word Practice Copy the sight word from the WORD BOX into the correct sentence. **Answer Key:**

1. special 2. father 3. nice 4. heart

5. wanted 6. mother 7. went 8. laugh

*Word Analysis with Word Keys:

Circle and count the word keys. Read to your parent.

***Read book from classroom library.**



Lesson 40
is done.

1. Reading Lesson



NEW Phonics:

*gi copycats j sound and usually comes at the beginning of a word.

Example: giant

Remember: word keys sometimes share a vowel.

Example: giraffe

The keys gi and ir share the vowel i.

Sight Word: wanted

Compound Word: cowboy



NEW: gi says j and usually comes at the beginning of a word. Example: giraffe

NOTE: A word key is 2 letters that work together to make a single and/or new sound.

Sight Word: wanted

Compound Word: cowboy

1st Page Reading Worksheet Instructions

Listen to your child read the story passage out loud and correct answers.

1. to be a cowboy 2. on a ranch 3. no 4. Max gets to be a Cowboy

2nd & 3rd Page Reading Worksheet Instructions

***Sequence Story Events:** Number the story events in order. (2, 1, 4, 3)

***Circle the word below the picture.** HELP YOUR CHILD TODAY!

Pictures are: giant, giraffe, gingerbread, geometry, cedars, cycle, frozen, soda

*Word Analysis with Vowels

1. Mark the vowels as:

M- mouse (long vowel with 2 vowels together)

R - Regular (short vowel)

B - bumper (long vowel with silent e)

2. Read the words to your parent or partner.

Regular Words are: fists, kennel, inches, mended

Bumper words are: pure, wise, piles

Mouse words are: trailing, teens, sailed, croaking, reeling

Sight Word Practice Copy the sight word from the WORD BOX into the correct sentence. **Answer Key:**

1. could 2. said 3. color 4. something
5. surprise 6. should 7. would 8. her

*Word Analysis with Word Keys:

Circle and count the word keys. Read to your parent.

***Read book from classroom library.**



**Lesson 44
is done.**

1. Reading Lesson



NEW Phonics:

***gy** copycats **j** sound and usually comes at the beginning or end of words

Examples: gym, cagy

Remember: word keys sometimes share a vowel.

Example: giraffe

The keys **gi** and **ir** share the vowel **i**.

Sight Word: pudgy



NEW: **gy** says **j** and usually comes at the beginning or end of words.

NOTE: A word key is 2 letters that work together to make a single and/or new sound.

Sight Word: pudgy

1st Page Reading Worksheet Instructions

Listen to your child read the story passage out loud and correct answers.

1. yes 2. to be a bit fat 3. no 4. She looked sad and had tears.

2nd & 3rd Page Reading Worksheet Instructions

***Sequence Story Events:** Number the story events in order. (2, 4, 1, 3)

***Circle the word below the picture.** HELP YOUR CHILD TODAY!

Pictures are: gym, gypsy, ginger ale, cage, circus, tricycle, dance, bicycle

*Word Analysis with Vowels

1. Mark the vowels as: **M- mouse** (long vowel with 2 vowels together)
 R - Regular (short vowel) **B - bumper** (long vowel with silent e)

2. Read the words to your parent or partner.

Regular Words are: wished, swept, pinches, blended

Bumper words are: lure, vise, gripes

Mouse words are: mailing, preens, tailed, soaking, heeling

Sight Word Practice Copy the sight word from the WORD BOX into the correct sentence. **Answer Key:**

1. sure 2. because 3. ready 4. walk
5. wants 6. friends 7. know 8. idea

*Word Analysis with Word Keys:

Circle and count the word keys.

Listen to your child read the words.

***Read book from classroom library.**



Lesson 46
is done.

1. Reading Lesson



NEW Phonics: ve

*v takes along e at the end of words, because he doesn't like to be last.

Examples: weave, love

Sight Word: away

New Vocabulary: talk

*Rhyme to remember the words:

walk, talk, chalk.

A teacher likes to walk, talk and write with chalk.



NEW: v takes along e at the end of words, because he doesn't like to be last.

NOTE: A word key is 2 letters that work together to make a single and/or new sound.

Sight Word: away

New Vocabulary: talk

1st Page Reading Worksheet Instructions

Listen to your child read the story passage out loud and correct answers.

1. beat fast
2. yes
3. Max wanted to meet the cute monkey
4. She would not open the door.

2nd & 3rd Page Reading Worksheet Instructions

***Sequence Story Events:** Number the story events in order. (2. 4. 1. 3)

***Circle the word below the picture.** HELP YOUR CHILD TODAY!

Pictures are: germs, gifts, gypsy, giant, cylinder, cereal, circle, cyclone

*Word Analysis with Vowels

1. Mark the vowels as:

M- mouse (long vowel with 2 vowels together)

R - Regular (short vowel)

B - bumper (long vowel with silent e)

2. Read the words to your parent or partner.

Regular Words are: swished, crept, sticks, ended

Bumper words are: pure, wire, grapes

Mouse words are: maids, green, failed, croaking, peeling

Sight Word Practice Copy the sight word from the WORD BOX into the correct sentence. **Answer Key:**

- | | | | |
|---------|----------|---------|-------------|
| 1. old | 2. after | 3. away | 4. again |
| 5. talk | 6. does | 7. walk | 8. surprise |

*Word Analysis with Word Keys:

Circle and count the word keys.

Listen to your child read the words.

***Read book from classroom library.**



Lesson 48
is done.

Day 49

1. Sight Word Book

Make a new paragraph.
Read all paragraphs.

Instructions for Repeated Reading Sight Word Book:

- New story paragraph **The Haircut** is located in your child's workbook.
- Have your child cut out, glue down and illustrate new paragraph story **The Haircut** in his repeated reading sight word book.
- Have your child read all paragraphs in repeated reading sight word book.

2. Printing NEW: Joke



Today your child will copy the Joke of the Day:

What kind of snake is good at math?
An adder!

3. Story Time

The Tale of Custard the Dragon by Ogden Nash and Lynn Munsinger



Today's Story Book is: The Tale of Custard the Dragon by Ogden Nash and Lynn Munsinger

- Read the book out loud to your child.
- Discuss these story questions together.
 - Who is the story about?
 - What does he/she want?
 - Does he/she get what he wants? If so how? If not, why?
- Build your child's vocabulary by defining new nouns & verbs together. Dramatize verbs. Illustrate word meanings by using them in a sentence.

4. Spelling



Fix the Teacher's Spelling Mistakes!

Today your child will practice spelling sight words.

- Let your child look in his workbook at the **SS Writing Worksheet: Day 49**.
- Ask your child to **find and copy** the words you dictate from the sight word dictionary box on the **SS Writing Worksheet: Day 49**.

Sight Word Spelling Practice

- | | | | | |
|----------|-----------|-----------|-----------|-------------|
| 1. away | 2. talk | 3. walk | 4. wanted | 5. tough |
| 6. laugh | 7. mother | 8. people | 9. about | 10. because |

Fix the Teacher's Work: Dictate the misspelled words and have child fix the errors.

- | | | | | |
|----------|----------|------------|-----------|------------|
| 1. trail | 2. fly | 3. lazy | 4. stir | 5. stay |
| 6. plow | 7. mound | 8. dripped | 9. matted | 10. ripped |

1. Reading Lesson



Review Phonics: ew

ui says "oo" and comes in the middle of two words.
They are: fruit, suit.

Sight Word: usually Contraction:

did + not = didn't



Review: ui says "oo" and comes in the middle of two words. They are: fruit, suit.

NOTE: A word key is 2 letters that work together to make a single and/or new sound.

Sight Word: usually

Contraction: didn't

1st Page Reading Worksheet Instructions

Listen to your child read the story passage out loud and correct answers.

1. pail 2. yes 3. none 4. sad

2nd & 3rd Page Reading Worksheet Instructions

***Sequence Story Events:** Number the story events in order. (2, 3, 1, 4)

***Circle the word below the picture.**

Pictures are: threw, drew, grew, hoof, school, fruit, broom, suit

*Word Analysis with Vowels

1. Mark the vowels as: **M- mouse** (long vowel with 2 vowels together)
 R - Regular (short vowel) **B - bumper** (long vowel with silent e)
2. Read the words to your parent or partner.
Regular Words are: scribbles, fence, handled, hobble
Bumper Words are: dozed, mute, wades, chimes
Mouse words are: loaves, straining, throat, sneezing

Sight Word Practice Copy the sight word from the WORD BOX into the correct sentence. **Answer Key:**

1. giant 2. plow 3. cinch 4. nice
5. fudge 6. pudgy 7. puppy 8. fancy

*Word Analysis with Word Keys:

Circle and count the word keys.

Listen to your child read the words.

***Read book from classroom library.**



**Lesson 56
is done.**

Day 63

1. Sight Word Book

Read all paragraphs.

Instructions for Repeated Reading Sight Word Book:

- Nothing new to make today.
- Have your child read all paragraphs in repeated reading sight word book.



The Lost Dog
Where is my dog?
says the boy.
I do not know, said the girl.
Who will help me look? says
the boy.
I sure would! said the girl.
There he is!
Why is my dog in there? asked
the boy.

2. Printing NEW: Joke



Today your child will copy the Joke of the Day:

Why did the frog go to the mall?
He wanted to go hopping.

3. Story Time


Knights of the Castle
by Uwe Linke



Today's Story Book is: Knights of the Castle by Uwe Linke

- Read the book out loud to your child.
- Discuss these story questions together.
 - Who is the story about?
 - What does he/she want?
 - Does he/she get what he wants? If so how? If not, why?
- Build your child's vocabulary by defining new nouns & verbs together.
Dramatize verbs . Illustrate word meanings by using them in a sentence.

4. Spelling



Fix the Teacher's Spelling Mistakes!

Today's Spelling List (give child lots of clues to promote success)

Word Keys: oi, oy, ew, ou, ow, ou, or

Word Family: ay

- | | | | | |
|---------|---------|---------|---------|-----------|
| 1. boil | 2. joy | 3. coin | 4. boy | 5. pound |
| 6. chew | 7. pray | 8. rice | 9. pace | 10. chain |

Fix the Teacher's Work: Dictate the misspelled words and have child fix the errors.

- | | | | | |
|----------|----------|---------|------------|------------|
| 1. stick | 2. try | 3. tail | 4. blister | 5. clay |
| 6. how | 7. house | 8. brew | 9. dozed | 10. shaded |

1. Reading Lesson



Phonics: New Word Key

au says **o** and comes in the middle of words

Sight Word: many

Compound Words:

sidewalk

Special Vowel Practice



NEW Word Keys: au says o and comes in the middle of words.

Compound Words: sidewalk

NOTE: A word key is 2 letters that work together to make a single and/or new sound.

Sight Word: many

1st Page Reading Worksheet Instructions

Listen to your child read the story passage out loud and correct answers.

1. for fun 2. bring by pulling 3. He got hit by a Frisbee. 4. no

2nd & 3rd Page Reading Worksheet Instructions

***Sequence Story Events:** Number the story events in order. (2, 4, 3, 1)

***Circle the word below the picture.**

Pictures are: daughter, lawn, autumn, straw, laundry, pawn, launch, sauce

*Word Analysis with Vowels

1. Mark the vowels as:

M- mouse (long vowel with 2 vowels together)

R - Regular (short vowel)

B - bumper (long vowel with silent e)

2. Read the words to your parent or partner.

Regular Words are: stocking, single, jelly, humble

Bumper words are: prizes, note, spruce, placed

Mouse words are: trains, claiming, roads, cheeks

Special Vowel Practice Match the sentence beginnings on the left with their missing endings on the right by numbering the empty boxes. **Answer Key:**

The empty boxes should be numbered: 8, 1, 7, 2, 6, 3, 4, 5

*Word Analysis with Word Keys:

Circle and count the word keys.

Listen to your child read the words.

***Read book from classroom library.**



**Lesson 70
is done.**

1. Reading Lesson



Phonics: NEW Key: ou

ou says **ow** and comes in the middle of words

ow says **ou** and comes at the end of words

Sight Word: out

Special Vowel Practice



NEW Word Keys: ou says ow and comes in the middle of words.

ow says ou and comes at the end of words.

NOTE: A word key is 2 letters that work together to make a single and/or new sound.

Sight Word: out

1st Page Reading Worksheet Instructions

Listen to your child read the story passage out loud and correct answers.

1. fly a plane, wave at people
2. The sun was shining & the wind was blowing.
3. yes
4. Max Flies a Plane

2nd & 3rd Page Reading Worksheet Instructions

***Sequence Story Events:** Number the story events in order. (1, 3, 2, 4)

***Circle the word below the picture.**

Pictures are: spout, pouch, hound, mouth, sound, mouse, joust, cloud

***Word Analysis with Vowels**

1. Mark the vowels as:

R - Regular (short vowel)

M- mouse (long vowel with 2 vowels together)

B - bumper (long vowel with silent e)

2. Read the words to your parent or partner.

Regular Words are: checking, pickles, jostle, struggle

Bumper words are: mane, cones, tunes, flares, spiced

Mouse words are: trail, goals, sheen

Special Vowel Practice Match the sentence beginnings on the left with their missing endings on the right by numbering the empty boxes. **Answer Key:**

The empty boxes should be numbered: 4, 1, 8, 3, 6, 7, 5, 2

***Word Analysis with Word Keys:**

Circle and count the word keys.

Listen to your child read the words.

***Read book from classroom library.**



Lesson 78
is done.

Day 85

1. Sight Word Book

Read all paragraphs.

2. Printing NEW: Joke



3. Story Time

Curious George goes Camping by H.A. Rey



4. Spelling



Instructions for Repeated Reading Sight Word Book:

- Nothing new to make today.
- Have your child read all paragraphs in repeated reading sight word book.

Today your child will copy the Joke of the Day:

How do you stop a charging elephant?
Take away his credit cards!



The Lost Dog
Where is my dog?
says the boy.
I do not know, said the girl.
Who will help me look? says
the boy.
I sure would! said the girl.
There he is!
Why is my dog in there? asked
the boy.

Today's Story Book is: Curious George goes Camping by H.A. Rey

- Read the book out loud to your child.
- Discuss these story questions together.
 - Who is the story about?
 - What does he/she want?
 - Does he/she get what he wants? If so how? If not, why?
- Build your child's vocabulary by defining new nouns & verbs together.
Dramatize verbs . Illustrate word meanings by using them in a sentence.

Today your child will practice spelling sight words.

- Let your child look in his workbook at the **SS Writing Worksheet: Day 85**.
- Ask your child to **find and copy** the words you dictate from the sight word dictionary box on the **SS Writing Worksheet: Day 85**.

Sight Word Spelling Practice

- | | | | | |
|-------------|----------|-----------|----------|---------|
| 1. children | 2. learn | 3. called | 4. said | 5. says |
| 6. idea | 7. walk | 8. were | 9. where | 10. was |

1. Reading Lesson



NEW Phonics:

gh sometimes says **f** at the end of words

Sight Word: cough

New Vocabulary:

medicine

Special Vowel Practice



NEW Phonics Rule: gh sometimes says f at the end of words

Examples: laugh

Word Exceptions: sigh, nigh, high

NOTE: A word key is 2 letters that work together to make a single and/or new sound.

Sight Word: telephone

1st Page Reading Worksheet Instructions

Listen to your child read the story passage out loud and correct answers.

1. in your chest
2. yes
3. He came and gave Ben cough medicine and chicken soup.
4. yes

2nd & 3rd Page Reading Worksheet Instructions

***Sequence Story Events:** Number the story events in order. (4, 3, 1, 2)

***Circle the word below the picture.**

Pictures are: graph, cough medicine, trophy, dolphin, gopher, tough, trough, alphabet

***Word Analysis with Vowels**

1. Mark the vowels as:

M- mouse (long vowel with 2 vowels together)

R - Regular (short vowel)

B - bumper (long vowel with silent e)

2. Read the words to your parent or partner.

Regular Words are: dent, dropping, crumble, whittle, grumble

Bumper words are: fades, tunes, phoned

Mouse words are: jeans, faith, loaves, fleece

Special Vowel Practice Match the sentence beginnings on the left with their missing endings on the right by numbering the empty boxes. **Answer Key:**

The empty boxes should be numbered: 2, 5, 1, 6, 3, 7, 8, 4

***Word Analysis with Word Keys:**

Circle and count the word keys.

Listen to your child read the words.

***Read book from classroom library.**



Lesson 100
is done.

1. Reading Lesson



Review Phonics:

f, l, s, z double at the end of one beat short vowel words. Examples: stiff, pill, fuss, buzz

Sight Word: today

New Vocabulary:

washed

Special Vowel Practice



Review Phonics Rules: f, l, s, z double at the end of one beat short vowel words.
NOTE: A word key is 2 letters that work together to make a single and/or new sound.

Sight Word: today **New Vocabulary:** washed

1st Page Reading Worksheet Instructions

Listen to your child read the story passage out loud and correct answers.

1. blue 2. open mouth 3. He washed & pulled it. 4. no

2nd & 3rd Page Reading Worksheet Instructions

***Sequence Story Events:** Number the story events in order. (1, 3, 4, 2)

***Circle the word below the picture.**

Pictures are: fright, typhoid, dolphin, photograph, typhoon, tough, trophy, alphabet

***Word Analysis with Vowels**

1. Mark the vowels as: **M- mouse** (long vowel with 2 vowels together)
 R - Regular (short vowel) **B - bumper** (long vowel with silent e)
2. Read the words to your parent or partner.
Regular Words are: drilled, drifting, sample, pickles
Bumper words are: rages, dunes, slices
Mouse words are: steaming, hailing, boating, main

Special Vowel Practice Match the sentence beginnings on the left with their missing endings on the right by numbering the empty boxes. **Answer Key:**

The empty boxes should be numbered: 4, 1, 5, 7, 2, 8, 3, 6

***Word Analysis with Word Keys:**

Circle and count the word keys.

Listen to your child read the words.

***Read book from classroom library.**



Lesson 110
is done.

5. Classroom Library




Read a book from the classroom library

6. Sentence Writing

NEW: Sentence starters and sentence endings

Topic:
deer



Action Words:

sailed	flew
disappeared	vanished
whisked	streaked
melted	fled

Sentence Writing Lesson

Today we will **start** our sentence with an **"ing" sentence starter**. This will be followed by a **plural noun**, an **action word** and finished with a **sentence ending**.

We will write a telling sentence ending in a period.

1. Brainstorm things deer can do (verbs).
2. Discuss sentences that could be made about deer using these action words & endings.

a. Leaping, deer sailed over the hills.

b. Bounding, deer vanished down the path.

c. Darting, deer streaked through the grass.

3. Now have your child think of a sentence he

would like to write and share it out loud. Once he has shared his idea, have him circle the matching words on his paper and write.

CHOOSE your sentence starter:

- *leaping
- *bounding
- *darting

CHOOSE your sentence ending:

- *over the hills
- *down the path
- *through the grass

7. Punctuation & Capitalization Skills



Punctuation and Capitalization.

NEW: Names of places are capitalized.

Example: Heritage Park is a fun place to visit.

Put missing capitals in each sentence below.



1. Deerfoot Mall is a busy place to shop.

2. Safeway is a large grocery store.

3. Subway is a restaurant that serves subs.

4. McDonalds is a restaurant that serves hamburgers.

5. The Calgary Zoo has many animals to see.



**Lesson
111
is done.**


1. Reading Lesson



Review contractions

Sight Word: won't
New Vocabulary:
decided, answer

Special Vowel Practice



REVIEW Contractions: two words joined together with an apostrophe. The second word is usually shortened.

NOTE: A word key is 2 letters that work together to make a single and/or new sound.

Sight Word: won't **New Vocabulary:** decided, answer

1st Page Reading Worksheet Instructions

Listen to your child read the story passage out loud and correct answers.

1. answers will vary (laziness) 2. three 3. mailbox

2nd & 3rd Page Reading Worksheet Instructions

***Sequence Story Events:** Number the story events in order. (2, 1, 4, 3)

***Circle the word below the picture.**

Pictures are: abbreviation, destruction, collection, lotion, attractions, education, motion, creation

***Word Analysis with Vowels**

1. Mark the vowels as:
vowels together)

M- mouse (long vowel with 2

R - Regular (short vowel)

B - bumper (long vowel with silent e)

2. Read the words to your parent or partner.

Regular Words are: stiff, chill, buzz, moss

Bumper words are: wires, prune, shrine

Mouse words are: painter, straight, coal sleet, creak

Special Vowel Practice Match the sentence beginnings on the left with their missing endings on the right by numbering the empty boxes.

Answer Key:

The empty boxes should be numbered: 3, 5, 1, 6, 2, 8, 4, 7

***Word Analysis with Word Keys:**

Circle and count the word keys.

Listen to your child read the words.

Help

**HELP YOUR
CHILD WITH
THESE WORDS**

Help

**HELP YOUR
CHILD WITH
THESE WORDS**



**Lesson 122
is done.**

Day 129

1. Sight Word Book

Make a new paragraph.
Read all paragraphs.

Instructions for Repeated Reading Sight Word Book:

- New story paragraph **The Secret** is located in your child's workbook.
- Have your child cut out, glue down and illustrate new paragraph story **The Secret** in his repeated reading sight word book.
- Have your child read all paragraphs in repeated reading sight word book.

2. Printing NEW: Joke




Today your child will copy the Joke of the Day:

What do you get when you cross a parrot and a shark?
A bird that talks your ear off!

3. Story Time

P.J. Funnybunny Camps Out
by Marilyn Sadler



Today's Story Book is: P.J. Funnybunny Camps Out by Marilyn Sadler

- Read the book out loud to your child.
- Discuss these story questions together.
 - Who is the story about?
 - What does he/she want?
 - Does he/she get what he wants? If so how? If not, why?
- Build your child's vocabulary by defining new nouns & verbs together.
Dramatize verbs . Illustrate word meanings by using them in a sentence.

4.



Spelling

Today your child will practice spelling sight words.

- Let your child look in his workbook at the **SS Writing Worksheet: Day 129**.
- Ask your child to **find and copy** the words you dictate from the sight word dictionary box on the **SS Writing Worksheet: Day 129**.

1. daughter	2. wrong	3. guess	4. find	5. move
6. people	7. was	8. enough	9. decided	10. great
- Fix the Teacher's Work:** Dictate the misspelled words and have child fix the errors.

1. pull	2. nice	3. wild	4. stage	5. bore
6. sight	7. crunches	8. invention	9. stopping	10. chipping

Day 133

1. Sight Word Book

Read all paragraphs.

Instructions for Repeated Reading Sight Word Book:

- Nothing new to make to today.
- Have your child read all paragraphs in repeated reading sight word book.



The Lost Dog
Where is my dog?
says the boy.
I do not know, said the girl.
Who will help me look? says
the boy.
I sure would! said the girl.
There he is!
Why is my dog in there? asked
the boy.

2. Printing NEW: Joke




Today your child will copy the Joke of the Day:

What do you call a sleeping bull?
A bulldozer!

3. Story Time

How Do Dinosaurs Eat
Their Food?

by Jane Yolen & Mark Teague



Today's Story Book is: How do Dinosaurs Eat their Food? by Jane Yolen & Mark Teague

- Read the book out loud to your child.
- Discuss these story questions together.
 - Who is the story about?
 - What does he/she want?
 - Does he/she get what he wants? If so how? If not, why?
- Build your child's vocabulary by defining new nouns & verbs together.
Dramatize verbs . Illustrate word meanings by using them in a sentence.

4. Spelling



Today your child will practice spelling sight words.

- Let your child look in his workbook at the **SS Writing Worksheet: Day 133**.
- Ask your child to **find and copy** the words you dictate from the sight word dictionary box on the SS Writing Worksheet: Day 133.

1.secret	2. eyes	3. catch	4. busy	5. because	6. wanted	7. enough	8.
there (place)		9. their (belongs to)		10. trouble			

1. Reading Lesson



NEW Phonics: wr says r
at the beginning of words
Example: wrist

Sight Words:
write, wrote

New Vocabulary:
thought

Special Vowel Practice



NEW Phonics: wr says r at the beginning of words Example: wrist
NOTE: A word key is 2 letters that work together to make a single and/or new sound.
Sight Words: write, wrote **New Vocabulary:** thought

1st Page Reading Worksheet Instructions

Listen to your child read the story passage out loud and correct answers.

1. Max was good at writing. 2. yes 3. answers will vary

2nd & 3rd Page Reading Worksheet Instructions

***Sequence Story Events:** Number the story events in order. (2, 1, 3, 4)

***Circle the word below the picture.**

Pictures are: liberation, locomotion, subtraction,
communication, graduation, institution, ammunition,
demolition

***Word Analysis with Vowels**

1. Mark the vowels as: **M-** mouse (long vowel with 2 vowels together)
 R - Regular (short vowel) **B -** bumper (long vowel with silent e)
2. Read the words to your parent or partner.
- Regular Words are:** muff, still, chaff, dolls
Bumper words are: tiles, tunes, drives
Mouse words are: waist, paired, coach, spleen, decrease

Special Vowel Practice Match the sentence beginnings on the left with their missing endings on the right by numbering the empty boxes.

Answer Key:

The empty boxes should be numbered: 3, 1, 5, 2, 6, 4, 8, 7

***Word Analysis with Word Keys:**

Circle and count the word keys.

Listen to your child read the words.

***Read book from classroom library.**

***Word Analysis with Word Keys:**



**HELP YOUR
CHILD WITH
THESE WORDS**



**HELP YOUR
CHILD WITH
THESE WORDS**



**Lesson 134
is done.**

Day 140

Review Word Keys:

kn at beginning of words

wr at beginning of words

gh at end of words

ph

suffix **tion**

Word Families



Instructions:

Review these rules and read the words with your child.

Highlight word keys for decoding help.

1. **kn** says **n** and comes at the beginning of words
2. **wr** says **r** and comes at the beginning of words
3. **tion** says **shun** and comes at the end of words.
Example: action
4. **gh** can copycat the **f sound** at the end of words.
ph copycats **f sound** and comes anywhere in a word.
5. When a vowel ends the first beat in a two beat word, it stands alone and says its name. **Example:** ba-by.

- | | |
|-----------------|----------|
| 1. wrapper | knapsack |
| 2. emancipation | emotion |
| 3. nephew | cough |
| 4. cycle | decay |



Word Families: ace all ook ight ay
atch ink old ice age ind

mall	look	height	told
stage	find	space	lace
hay	latch	link	mice



1. Reading Lesson



REVIEW Phonics

ou sound says ow sound
and comes at the
beginning and in the
middle of words

Examples: out, house

Sight Word: ache

Special Vowel Practice



REVIEW Phonics Rules: ou sound says ow sound and comes at the beginning and in the middle of words **Examples:** out, house

NOTE: A word key is 2 letters that work together to make a single and/or new sound.

Sight Word: ache

1st Page Reading Worksheet Instructions

Listen to your child read the story passage out loud and correct answers.

1. He had a cavity. 2. He fills the cavity. 3. shine it

2nd & 3rd Page Reading Worksheet Instructions

***Sequence Story Events:** Number the story events in order. (3, 1, 4, 2)

***Circle the word below the picture.**

Pictures are: bread, thread, weather, feather, round, mouse, trout, loud

***Word Analysis with Vowels**

1. Mark the vowels as:

M- mouse (long vowel with 2 vowels together)

R - Regular (short vowel) **B - bumper** (long vowel with silent e)

2. Read the words to your parent or partner.

Regular Words are: bundle, picnic, candle, munches

Bumper words are: limes, fumed, drones

Mouse words are: quaint, grain, foaming, beeping, steams

***Special Vowel Practice** Match the sentence beginnings on the left with their missing endings on the right by numbering the empty boxes.

Answer Key:

The empty boxes should be numbered: 3, 5, 1, 6, 2, 8, 4, 7

***Word Analysis with Word Keys:**

Circle and count the word keys.

Listen to your child read the words.

***Read book from classroom library.**

***Word Analysis with Word Keys:**





Help

**HELP YOUR
CHILD WITH
THESE WORDS**



**Lesson 146
is done.**

Day 153

<div>1. Sight Word Book</div> <div>Read all paragraphs.</div>	<div>Instructions for Repeated Reading</div> <div>Sight Word Book:</div> <div>a. Nothing new to make to today.</div> <div>b. Have your child read all paragraphs .</div>	<div><div></div><div>The Lost Dog Where is my dog? says the boy. I do not know, said the girl. Who will help me look? says the boy. I sure would! said the girl. There he is! Why is my dog in there? asked the boy.</div></div>
<div>2. Printing</div> <div>NEW: Joke</div> <div></div>	<div>Today your child will copy the Joke of the Day:</div> <div>What has 18 legs and catches flies? A baseball team!</div>	
<div>3. Story Time</div> <div>Everybody Brings Noodles</div> <div>by Norah Dooley</div> <div></div>	<div>Today's Story Book is: <u>Everybody Brings Noodles</u></div> <div>by Norah Dooley</div> <div>a. Read the book out loud to your child.</div> <div>b. Discuss these story questions together.</div> <div>1. Who is the story about?</div> <div>2. What does he/she want?</div> <div>3. Does he/she get what he wants? If so how? If not, why?</div> <div>c. Build your child's vocabulary by defining new nouns & verbs together.</div> <div>Dramatize verbs . Illustrate word meanings by using them in a sentence.</div>	
<div>4. Spelling</div> <div><div></div></div>	<div>Today your child will practice spelling sight words.</div> <div>1. Let your child look in his workbook at the SS Writing Worksheet: Day 153.</div> <div>2. Ask your child to find and copy the words you dictate from the sight word dictionary box on the SS Writing Worksheet: Day 153.</div> <div><div>1. deliver</div><div>2. exploded</div><div>3. pieces</div><div>4. pushed</div><div>5. usually</div><div>6. moisture</div><div>7. different</div><div>8. bought</div><div>9. great</div><div>10. guess</div></div>	